



The Open Chemical Engineering Journal

Content list available at: <https://openchemicalengineeringjournal.com>



RESEARCH ARTICLE

Water Absorption Enhancement of Sodium Poly Acrylate and Poly(2-Acrylamido-2-Methylpropane Sulphonic Acid) Based Hydrogel Mixtures

Sohair A. Darwish¹, Ibrahim M. Ibrahim¹, Nasser Y. Mostafa², Mostafa A. Radwan¹, Mohamed A. Sadek¹ and Hany A. Elazab^{1,3,4,*}

¹Department of Chemical Engineering, the British University in Egypt, El-Shorouk City, Cairo, Egypt

²Department of Chemistry, Faculty of Science, Suez Canal University, Ismailia 41522, Egypt

³Nanotechnology Research Centre (NRTC), the British University in Egypt (BUE), El-Sherouk City, Suez Desert Road, Cairo, 11837, Egypt

⁴Jacobs School of Engineering, University of California San Diego, La Jolla, CA 92093-0403, USA

Abstract:

Introduction:

Hydrogels are hydrophilic polymers which are cross-linked to form three-dimensional structures, which can absorb, swell and retain huge amounts of water or aqueous fluids.

Objective:

This paper reports the preparation and characterisation of Poly(2-Acrylamido-2-Methylpropane Sulphonic Acid) (PAMPS) hydrogel with different crosslinking intensities.

Methodology:

2-Acrylamido-2-methylpropane sulfonic acid (AMPS) monomer was purchased from Alfa Aesar Company as reagent grade. It was used as received (>98% purity) without any further purification.

PAMPS hydrogel was prepared by free radical crosslinking solution polymerization of AMPS in water at room temperature under a nitrogen blanket in cylindrical glass tubes. The characteristics of the obtained PAMPS hydrogel were compared with those of commercial sodium polyacrylates hydrogel.

Results:

It was found that decreasing the crosslinker weight improved the absorbance capacity but to a limit. The suggested reasons were discussed. The mixture showed higher absorbance rate than PAMPS, and bigger absorbance capacity than sodium polyacrylates.

Conclusion:

This paper investigates the effect of crosslinker ratio on the swelling capacity of PAMPS. It was found that as the crosslinking ratio decreases, the porosity of the hydrogel increases, thus improving the swelling capacity.

Keywords: Hydrogel, Swelling, PAMPS, Sodium polyacrylates, Aqueous fluids, Water.

Article History

Received: July 30, 2021

Revised: October 26, 2021

Accepted: November 4, 2021

1. INTRODUCTION

The hydrogel history is as early as in the 1800's in the form of gels. Thomas Graham was the first researcher to study gels by using sol-gel chemistry to synthesis silica gel [1]. Since then, researchers focused on developing gels [2 - 4], Andrews

hydrogels have been the centre of attention in recent years. Nowadays, researchers are interested in the preparation, characterisation, and applying hydrogels in various fields, particularly separation technologies [5].

The term 'hydrogel' was first used in 1894 to describe colloidal gels [6]. Then, in 1936, the first synthetic hydrogel was prepared by DuPont, which was poly(2-hydroxyethyl methacrylate) (PHEMA) [7]. However, the first application of

* Address correspondence to this author at the Nanotechnology Research Centre (NRTC), the British University in Egypt (BUE), El-Sherouk City, Suez Desert Road, Cairo, 11837, Egypt; E-mail: elazabha@vcu.edu

PHEMA was only recognised in 1960 as contact lenses [8]. Since then, the use of hydrogels in medical applications has boomed. In fact, a new class of hydrogels was introduced known as bio-medical hydrogels (Vijay & Thakur, 2018). For example, the use of hydrogels in baby diapers was very popular in France and Germany in 1980 [9].

A hydrogel is neither a gel nor a polymer, in fact, it is a polymer gel. A gel is a soft solid material that has a three-dimensional structure with liquid-like properties, while a polymer is an extremely long molecular chain of repeated smaller units called monomers. Consequently, a hydrogel is a three-dimensional structure composed of hydrophilic polymeric chains that have both liquid and solid properties [10]. Like polymers, hydrogels can be either natural or synthetic. The hydrophilic nature of the polymer chains is due to the presence of any of various hydrophilic groups such as the hydroxylic(-OH), carboxylic(-COOH), sulphonic(-SO₃H), or primary amidic(-CONH₂) functional groups (Fariba et al., 2010). Sometimes, the hydrophilic groups are also responsible for the crosslinking of the chains, either physically or chemically, leading to the three-dimensional structure. Hydrogels are now considered a new advanced material that is promising for various applications, including but not limited to separation, medicine, food packages, agriculture, drug delivery, and water treatment [11].

The recent great interest in hydrogels is not only due to its unique characteristics and capability to absorb large amounts of water. In fact, hydrogels are very promising for separation technologies as they can selectively diffuse solutes into their pores [12]. The common synthesis components of hydrogels are the initiator, monomer, and crosslinking agent. Sometimes, more than one functional monomer is used to co-polymerise a hydrogel. Hydrogel's absorbance and swelling behaviour is strongly influenced by the hydrophilic strength and degree of cross-linking of the polymeric chains. Other factors that may affect the hydrogel's characteristics include the initiator's concentration, the monomer's concentration, reaction temperature, type of reactor, and the reaction time [13 - 15].

Since hydrogels are prepared in various forms including films, coatings, macro-, micro-, and nano-gels, hydrogels can be easily applied for different applications [16]. In addition, their water-absorbing properties combined with their low stiffness and highly deformable nature means that they are also widely used in biomedical devices, implants, and drug delivery systems [17].

In this research, we are investigating the fact that the rate of absorption and the amount of water absorbed are both vital characteristics of hydrogels. However, most hydrogels do not acquire both. A super-absorbent hydrogel mixture based on a high-capacity hydrogel and a high-rate absorbing hydrogel is needed, especially for water treatment. This study aims to prepare and characterize different hydrogel mixtures based on sodium polyacrylates and poly(2-acrylamido-2-methylpropane sulphonic acid) (PAMPS).

2. EXPERIMENTAL

2.1. Materials

2-Acrylamido-2-methylpropane sulfonic acid (AMPS) monomer was purchased from Alfa Aesar Company as reagent grade. It was used as received (>98% purity) without any further purification. The crosslinking agent, N,N'-methylene-bis-Acrylamide (MBA), was purchased as the analytical grade from Sigma-Aldrich Company, Germany. Ammonium persulfate (APS) initiator was purchased from Sisco Research Laboratories as reagent grade. Sodium Polyacrylates hydrogel was extracted from Molfix diapers.

2.2. Preparation of PAMPS Hydrogel

PAMPS hydrogel was prepared by free radical cross-linking solution polymerization of AMPS in water at room temperature under a nitrogen blanket in cylindrical glass tubes. The weight of AMPS added was 3.0g in 8 mL of distilled water; hence the concentration of AMPS monomer in water was 37.5wt% in all samples prepared. Different weights (0.01–1 g) of MBA crosslinker (0.33–33.33 wt%) were added. Finally, 0.01g of APS (0.33 wt%) was used as the initiator. The percentages of the initiator and crosslinker were calculated with respect to the monomer.

The AMPS monomer was dissolved in distilled water prior to mixing with MBA. Nitrogen was bubbled through the mixture at a very slow rate. Then, the APS initiator was added carefully to maintain the inert blanket. The mixture was left to cure in an oven set at 60°C for two hours.

3. RESULTS AND DISCUSSION

3.1. Effect of Crosslinker Ratio

After preparing different PAMPS samples with different crosslinking ratios ranging from 0.33% and 33.33% by weight, the water absorbed over 70 hours was measured and is plotted in Fig. (1).

Upon analysing the data, it is now evident that as the crosslinker concentration decreases, the swelling behaviour of PAMPS improves. Since different samples may not reach equilibrium at the same time, another plot was constructed taking into consideration the maximum water absorbance capacity regardless of the time factor, which is shown in Fig. (2).

It is clear that PAMPS samples with crosslinker ratio higher than 10 wt% were very rigid, which is inferred from their very poor swelling properties. While other samples with less crosslinker ratios could absorb more water. This is because as the concentration of the crosslinker is reduced, the number of crosslinks will reduce, making the distance between subsequent crosslinks longer, hence, the size of micro-pores become bigger, and eventually have room for more water molecules. These results are in agreement with Chavada's and Patel's work, which found that by increasing the crosslinking ratio, the porosity of the hydrogel decreases, hence the hydrogels show poorer swelling capacity [18].

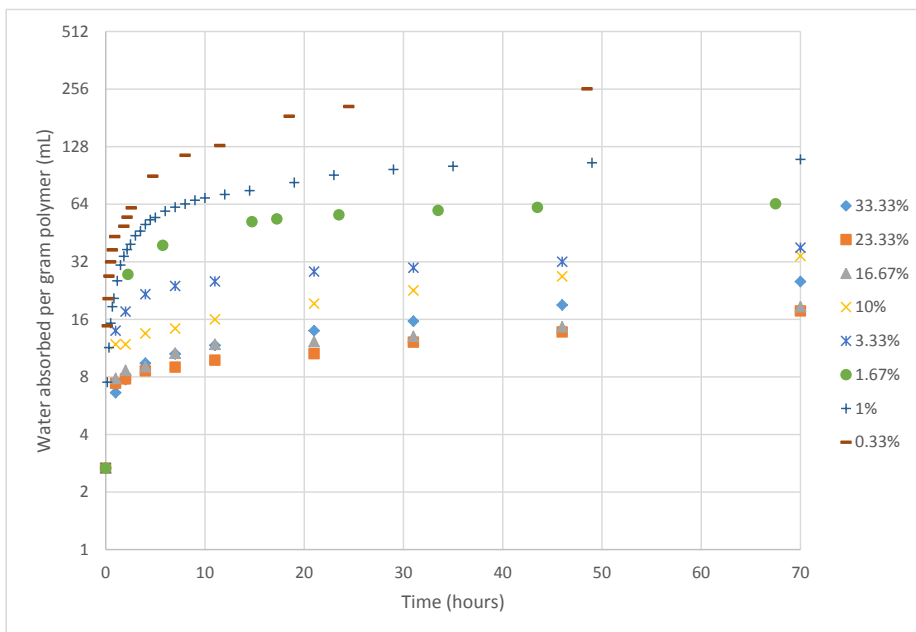


Fig. (1). Water absorption over time of different PAMPS hydrogel samples with different crosslinker ratios (wt/wt%).

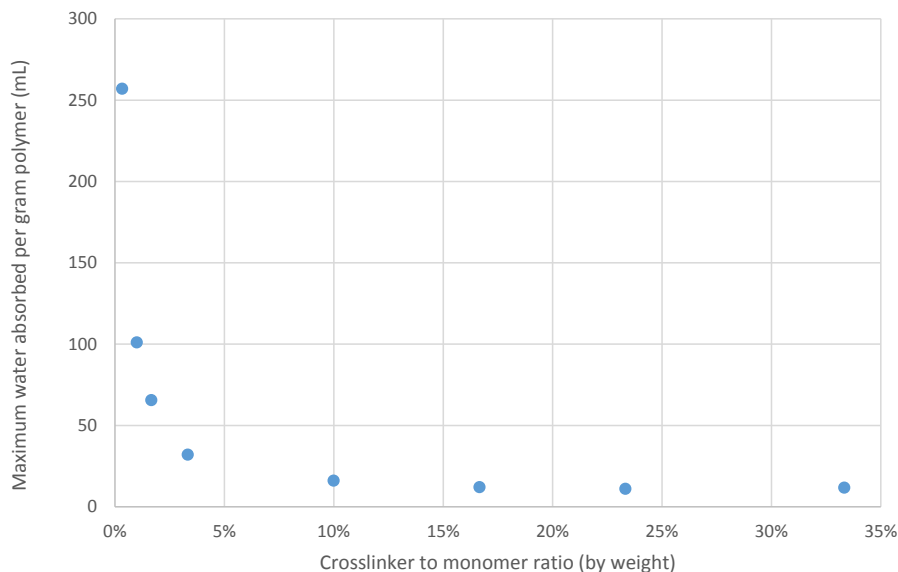


Fig. (2). Effect of crosslinker ratio on the maximum water absorbed by PAMPS

3.2. Swelling Behaviour of PAMPS/Na-PA Mixtures

Fig. (3) shows the swelling behaviour over time of PAMPS and sodium polyacrylates (Na-PA) hydrogels. The results demonstrate how PAMPS can absorb more water at equilibrium (up to 225% its weight) compared to sodium polyacrylate (up to 150% its weight). However, Na-PA has a

much faster response, reaching more than 75% of its capacity in under 5 minutes, and reaches equilibrium in a little over ten minutes. On the other hand, PAMPS takes over 15 minutes to even reach half of its capacity. This is why we seek to mix these two hydrogels; to have PAMPS’s large capacity, and Na-PA’s fast absorption.

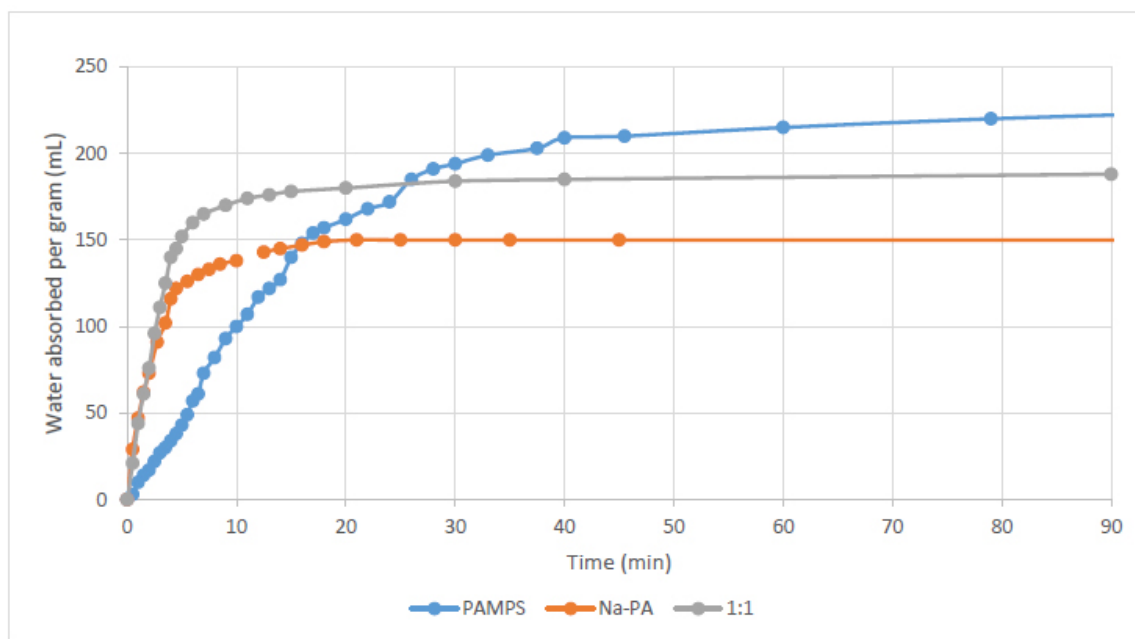


Fig. (3). Swelling behaviour per gram of PAMPS, Sodium polyacrylates and a 1:1 mixture.

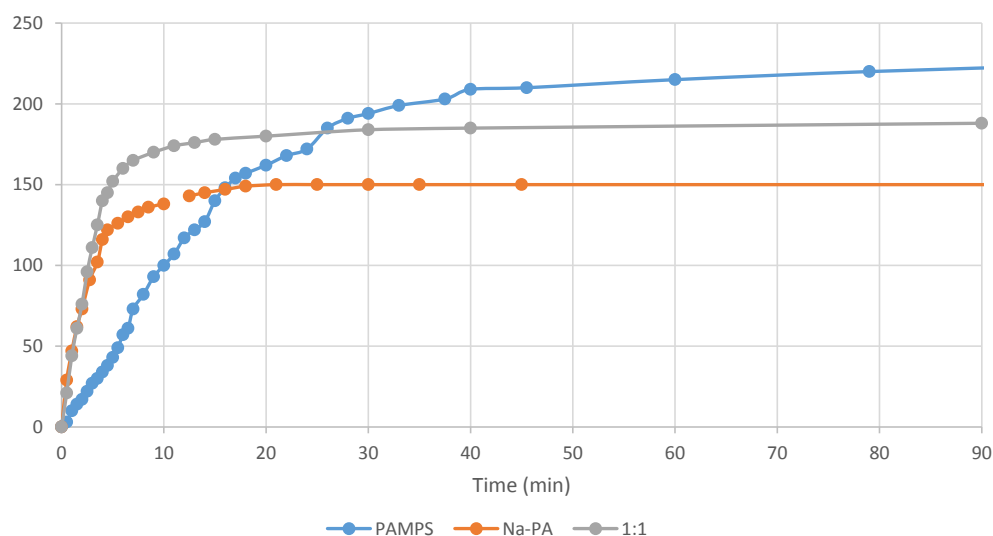


Fig. (4). Swelling behaviour per gram of different Na-PA and PAMPS mixtures (PAMPS to Na-PA ratios by weight).

Fig. (3) also shows the swelling behaviour of a 1:1 mixture based on both hydrogels (PAMPS and Na-PA). The results prove how mixing Na-PA with PAMPS showed better swelling behaviour than using either hydrogel separately, *i.e.* more water absorbed than Na-PA, and higher absorption rate compared to PAMPS.

After obtaining promising results by mixing PAMPS and Na-PA, more mixtures were prepared and studied. The performance of mixtures at different ratios is presented in Fig. (4).

It is clear that increasing the PAMPS content increases the

final equilibrium capacity but greatly affects the absorbance rate, and vice versa. In fact, the 1:2 mixture almost exhibits the behaviour of the pure Na-PA hydrogel, except it has a delayed response. Table 1 summarises the different swelling characteristics of each hydrogel and its mixtures. It is clear that the 1:1 mixture still shows better swelling properties and absorbance rate compared to either mixture. Therefore, the optimum mixing proportion of Na-PA and PAMPS is 1:1 as it yields a hydrogel mixture that exhibits the best swelling behaviour characterised by a fast response, high absorbance rate, and relatively large swelling capacity.

Table 1. Characteristics of the swelling behaviour of PAMPS, Na-PA, and their mixtures.

Swelling Parameter	PAMPS	Na-PA	1:1	2:1	1:2
Maximum absorbance (mL/g)	225	150	188	177	152
Time to reach 50% of Eq.	12 min	2.5 min	2.25 min	3.25 min	3.25 min
Time to reach 75% of Eq.	22.5 min	3.75 min	4 min	8.5 min	7 min
Time to reach 90% of Eq.	37.5 min	8.5 min	9 min	20 min	13 min
Time to reach Equilibrium	90 min	15 min	30 min	85 min	45 min

Note: Time to reach equilibrium is determined as the time needed for the hydrogel to not absorb any more water, i.e. no change in the measured water volume for 3-5 minutes.

CONCLUSION

Hydrogels are a hot topic among researchers interested in innovative and smart new materials. Hydrogels have earned this spot due to their swelling capabilities and unique characteristics. However, for new applications, a super-absorbent hydrogel that has both fast absorption rate and large swelling capacity is needed, particularly for water treatment applications. This paper investigated the swelling water behaviour of a mixture based on two hydrogels: one with large swelling capacity, and the other with very fast response.

2-Acryloylamino-2-methyl-1-propanesulfonic acid (AMPS) is an anionic vinyl monomer containing a hydrophilic sulfonic acid functional group and a non-ionic amide group. Besides, it also possesses a high tolerance towards cations. Therefore, it has been introduced into super-absorbent hydrogels to improve the performance by several works [19 - 30]. On the other hand, sodium polyacrylate (Na-PA) is the sodium salt of polyacrylic acid. The polymer is very hydrophilic to water and is considered a super-absorbent polymer [12, 14 - 16]. In addition to the great swelling characteristics, Na-PA has several mechanical advantages, including its stability and thermal resistance. This has led to the use of Na-PA in a wide range of applications [29 - 34].

This paper investigates the effect of crosslinker ratio on the swelling capacity of PAMPS. It was found that as the crosslinking ratio decreases, the porosity of the hydrogel increases, thus improving the swelling capacity. These results are in agreement with the literature [8]. This paper also investigated the swelling behaviour of different hydrogel mixtures based on PAMPS and Na-PA. The results showed that a 1:1 mixture has better swelling properties compared to each hydrogel separately in terms of swelling capacity and rate of absorption.

CONSENT FOR PUBLICATION

Not applicable.

AVAILABILITY OF DATA AND MATERIALS

The source of data and materials are archived in the BUE "British University in Egypt" library.

FUNDING

This research was funded by the BUE "British University in Egypt" under grant number NTRC-FAS2019-01.

CONFLICT OF INTEREST

Dr. Elazab A. Hany is the Editorial Advisory Board Member of The Open Chemical Engineering Journal.

ACKNOWLEDGEMENTS

Declared none.

REFERENCES

- [1] M.A. Abu-Saied, E.A. El-Desouky, E.A. Soliman, and G.A. El-Naim, "Novel sulphonated poly (vinyl chloride)/poly (2-acrylamido-2-methylpropane sulphonic acid) blends-based polyelectrolyte membranes for direct methanol fuel cells", *Polym. Test.*, vol. 89, 2020. [http://dx.doi.org/10.1016/j.polymertesting.2020.106604]
- [2] A.M. Atta, H.S. Ismail, H.M. Mohamed, and Z.M. Mohamed, "Acrylonitrile/acrylamidoxime/2-acrylamido-2-methylpropane sulfonic acid-based hydrogels: Synthesis, characterization and their application in the removal of heavy metals", *J. Appl. Polym. Sci.*, vol. 122, no. 2, pp. 999-1011, 2011. [http://dx.doi.org/10.1002/app.34245]
- [3] V. Azmeera, P. Adhikary, and S. Krishnamoorthi, "Synthesis and characterization of graft copolymer of dextran and 2-acrylamido-2-methylpropane sulphonic acid", *Int. J. Carbohydr. Chem.*, vol. 2012, pp. 1-7, 2012. [http://dx.doi.org/10.1155/2012/209085]
- [4] C.L. Bell, and N.A. Peppas, "Measurement of the swelling force in ionic polymer networks. III. Swelling force of interpolymer complexes", *J. Control. Release*, vol. 37, no. 3, pp. 277-280, 1995. [http://dx.doi.org/10.1016/0168-3659(95)00085-2]
- [5] P. Bhardwaj, V. Singh, U.K. Mandal, and S. Aggarwal, "Polyacrylamide and poly(acrylamide-co-2-acrylamido-2-methyl-1-propanesulfonic acid)-silica composite nanogels through in situ microemulsion polymerisation", *J. Mater. Sci.*, vol. 45, no. 4, pp. 1008-1016, 2010. [http://dx.doi.org/10.1007/s10853-009-4032-4]
- [6] L. Brannon-Peppas, *Preparation and characterization of crosslinked hydrophilic networks.*, 1990. [http://dx.doi.org/10.1016/B978-0-444-88654-5.50008-X]
- [7] T. D. Campbell, *Synthesis and physical characterization of biocompatible hydrogels.*, 2007.
- [8] S. Çavuş, and E. Çakal, "The swelling behaviors of poly(2-acrylamido-2-methyl-1-propane sulfonic acid co-1-vinyl-2-pyrrolidone) Hydrogels", *Acta Phys. Pol. A*, vol. 134, no. 1, pp. 129-132, 2018. [http://dx.doi.org/10.12693/APhysPolA.134.129]
- [9] S. Çavuş, G. Yaşar, Y. Kaya, Z.B. Gönler, G. Gürdağ, I. Vergili, "Synthesis and characterization of gel beads based on ethyleneglycol dimethacrylate and 2-acrylamido-2-methyl-1-propane sulfonic acid: Removal of Fe(II), Cu(II), Zn(II), and Ni(II) from metal finishing wastewater", *Process Saf. Environ. Prot.*, vol. 103, pp. 227-236, 2016. [http://dx.doi.org/10.1016/j.psep.2016.07.011]
- [10] H. Chavda, and C. Patel, "Effect of crosslinker concentration on characteristics of superporous hydrogel", *Int. J. Pharm. Investig.*, vol. 1, no. 1, pp. 17-21, 2011. [http://dx.doi.org/10.4103/2230-973X.76724] [PMID: 23071915]
- [11] A. El-Hag Ali, "Removal of heavy metals from model wastewater by using carboxymethyl cellulose/2-acrylamido-2-methyl propan sulfonic acid hydrogels", *J. Appl. Polym. Sci.*, vol. 123, no. 2, pp. 763-769, 2012. [http://dx.doi.org/10.1002/app.34470]
- [12] G. Fariba, S.V. Farahani, and E. Faraahani, "Theoretical description of hydrogel swelling: A review", *Mater. Sci.*, 2010.
- [13] P.J. Flory, "Thermodynamics of high polymer solutions", *J. Chem. Phys.*, vol. 9, no. 8, p. 660, 2004. [http://dx.doi.org/10.1063/1.1750971]
- [14] A.S. Hoffman, "Hydrogels for biomedical applications", *Adv. Drug Deliv. Rev.*, vol. 54, no. 1, pp. 3-12, 2002. [http://dx.doi.org/10.1016/S0169-409X(01)00239-3] [PMID: 11755703]

- [15] M.L. Huggins, "Properties of rubber solutions and gels", *Ind. Eng. Chem.*, vol. 35, no. 2, pp. 216-220, 2002. [http://dx.doi.org/10.1021/ie50398a020]
- [16] D.S. Jones, G.P. Andrews, and S.P. Gorman, "Characterization of crosslinking effects on the physicochemical and drug diffusional properties of cationic hydrogels designed as bioactive urological biomaterials", *J. Pharm. Pharmacol.*, vol. 57, no. 10, pp. 1251-1259, 2005. [http://dx.doi.org/10.1211/jpp.57.10.0003] [PMID: 16259753]
- [17] Z. Li, Y. Wang, N. Wu, Q. Chen, and K. Wu, "Removal of heavy metal ions from wastewater by a novel HEA/AMPS copolymer hydrogel: preparation, characterization, and mechanism", *Environ. Sci. Pollut. Res. Int.*, vol. 20, no. 3, pp. 1511-1525, 2013. [http://dx.doi.org/10.1007/s11356-012-0973-2] [PMID: 22614052]
- [18] T. LR, "The thermodynamic study of rubber-like elasticity", *Proceedings of the Royal Society of London. Series B, Biological Sciences*, vol. 139, no. 897, pp. 506-512, 1952. [http://dx.doi.org/10.1098/rspb.1952.0026]
- [19] A.M. Mathur, S.K. Moorjani, and A.B. Scranton, "Methods for synthesis of hydrogel networks: A review", [http://dx.doi.org/10.1080/15321799608015226]
- [20] E. I. Nemours, "Methacrylate resins", *Ind. Eng. Chem.*, vol. 28, no. 10, pp. 1160-1163, 1936. [http://dx.doi.org/10.1021/ie50322a008]
- [21] K. Novakovic, S. Matcham, and A. Scott, *Intelligent hydrogels as drug delivery systems.*, Springer: Singapore, 2018, pp. 1-28. [http://dx.doi.org/10.1007/978-981-10-6077-9_1]
- [22] A.M. Omer, W.A. Sadik, A-G.M. El-Demerdash, T.M. Tamer, R.E. Khalifa, M.S. Mohyeldin, and N.A. Abdelwahed, "Fabrication of semi-interpenetrated PVA/PAMPS hydrogel as a reusable adsorbent for cationic methylene blue dye: Isotherms, kinetics and thermodynamics studies", *Polym. Bull.*, vol. 78, no. 11, pp. 6649-73, 2021. [http://dx.doi.org/10.1007/s00289-020-03456-1]
- [23] S.K. Sastry, M. Lakonishok, S. Wu, T.Q. Truong, A. Huttenlocher, C.E. Turner, and A.F. Horwitz, "Quantitative changes in integrin and focal adhesion signaling regulate myoblast cell cycle withdrawal", *J. Cell Biol.*, vol. 144, no. 6, pp. 1295-1309, 1999. [http://dx.doi.org/10.1083/jcb.144.6.1295] [PMID: 10087271]
- [24] K.G. Subramanian, and V. Vijayakumar, Hydrogels: Classification, synthesis, characterization, and applications. *Encyclopedia of Biomedical Polymers and Polymeric Biomaterials*, 2015, pp. 3879-3892. [http://dx.doi.org/10.1081/E-EBPP-120049894]
- [25] J.M. van Bemmelen, "Das Hydrogel und das krystallinische Hydrat des Kupferoxyds", *Zeitschrift Für Anorganische Chemie*, vol. 5, no. 1, pp. 466-483, 1894. [http://dx.doi.org/10.1002/zaac.18940050156]
- [26] K.T. Vijay, and M.K. Thakur, *Hydrogels: Recent advances.*, Springer Singapore, 2018. [http://dx.doi.org/10.1007/978-981-10-6077-9]
- [27] O. Wichterle, and D. Lim, Hydrophilic Gels for Biological Use. *Nature*, vol. 185:4706, 185, no. 4706, pp. 117-118, 1960. [http://dx.doi.org/10.1038/185117a0]
- [28] N. Xu, J. Cao, and X. Liu, "Preparation and Properties of Water-Soluble Sodium Polyacrylates", *J. Macromol. Sci. Part B Phys.*, vol. 54, no. 10, pp. 1153-1168, 2015. [http://dx.doi.org/10.1080/00222348.2015.1078615]
- [29] M. Yadav, and K.Y. Rhee, "Superabsorbent nanocomposite (alginate-g-PAMPS/MMT): synthesis, characterization and swelling behavior", *Carbohydr. Polym.*, vol. 90, no. 1, pp. 165-173, 2012. [http://dx.doi.org/10.1016/j.carbpol.2012.05.010] [PMID: 24751026]
- [30] J. Yu, Y. Pan, Q. Lu, W. Yang, J. Gao, and Y. Li, "Synthesis and swelling behaviors of P(AMPS-co-AAc) superabsorbent hydrogel produced by glow-discharge electrolysis plasma", *Plasma Chem. Plasma Process.*, vol. 33, no. 1, pp. 219-235, 2013. [http://dx.doi.org/10.1007/s11090-012-9415-7]
- [31] M.A. Radwan, O. Al-Sweasy, and M.A. Sadek, Investigating the agricultural applications of acryl amide based hydrogel. *Int. J. Eng. and Technol. (UAE)*, vol. 7, 2018, no. 4.29, pp. 168-171. Available from: <https://sciencepubco.com/index.php/ijet/article/view/21711>
- [32] H.A. Elazab, M.A. Gadalla, M.A. Sadek, and T.T. El-Idreesy, "Hydrothermal synthesis of graphene supported Pd/Fe 3 O 4 nanoparticles as efficient magnetic catalysts for suzuki cross - Coupling", *Biointerface Res. Appl. Chem.*, vol. 9, no. 2, pp. 3906-3911, 2019. <http://biointerfaceresearch.com/wp-content/uploads/2019/04/2069583792906911.pdf> [http://dx.doi.org/10.33263/BRIAC92.906911]
- [33] H.A. Elazab, "Investigation of microwave-assisted synthesis of palladium nanoparticles supported on Fe3O4 as efficient recyclable magnetic catalysts for Suzuki-Miyaura cross-coupling", *Can. J. Chem. Eng.*, vol. 97, no. S1, pp. 1545-1551, 2019. Available from: <https://onlinelibrary.wiley.com/doi/full/10.1002/cjce.23402> [http://dx.doi.org/10.1002/cjce.23402]
- [34] H.A. Elazab, M.A. Radwan, and T.T. El-Idreesy, "Facile microwave-assisted synthetic approach to palladium nanoparticles supported on copper oxide as an efficient catalyst for heck and sonogashira cross-coupling reactions", *Int. J. Nanosci.*, vol. 18, no. 5, p. 1850032, 2019. Available from: <https://www.worldscientific.com/doi/abs/10.1142/S0219581X18500321> [http://dx.doi.org/10.1142/S0219581X18500321]